

## *Site Seeing in Benches & Binoculars*

Use this set to create you own Seek and Find activity for the *Benches & Binoculars* exhibition. Each image is a zoomed-in detail of a work that shows a landscape or cityscape in *Benches & Binoculars*.

Can you match it with the full view of the art work? Some are easy and some are pretty hard!

Once you have found the artwork, talk about how you did it. What did you notice about the detail that led you to find the right answer?

There are two other Seek and Find activity sets for Benches & Binoculars: "Find the Faces" and "Shape Search". Have fun trying all three.


Feel free to make this Set your own. As a registered user of ArtsConnectEd you can duplicate any published Art Collector Set to your own account. Once a Set is duplicated you can edit the Set and its slides. [Click here to learn more about duplicating a published Set.](#)

## A note for teachers or parents:

You can use this set as an activity in the galleries at the Walker, at home, or in the classroom. If you will not be coming to the Walker use this activity with the Art Collector Set "[Benches & Binoculars](#)".

For a gallery activity, go to "Printable View" under set actions and make a copy to bring with you to the Walker. You can find the title and artist's name for each work on the interactive kiosk, or from the printed Exhibition Map.

To use this at home or in the classroom, click on the "more info" button to reveal the title of the work and the artist's name. Then refer to the Art Collector Set titled "[Benches & Binoculars](#)" to check your answers.
















## Sullivan Street, Abstraction



## Big Rock and Sea

Site Seeing in Benches & Binoculars  
by Susan Rotilie






Untitled (painting II)



## Two Gray Stones in Twilight ;(A Fisherman's Good Luck)







## House in South Chicago





